



PN24-100

CRF EZ OIL DRAIN SYSTEM INSTRUCTIONS

SCAN HERE FOR



INSTALLATION VIDEO



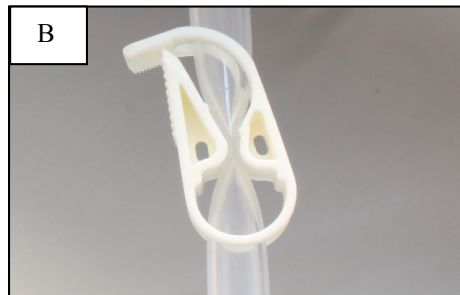
⚠ WARNING

DO NOT RUN ENGINE WHILE THE CRF EZ OIL DRAIN SYSTEM IS INSTALLED OTHERWISE ENGINE FAILURE, A CRASH, SERIOUS INJURY OR DEATH MAY OCCUR!!!

⚠ CAUTION

HOT ENGINE OIL CAN CAUSE SERIOUS BODILY HARM INCLUDING SEVERE BURNS. AVOID CONTACT WITH ENGINE OIL AND WEAR PROPER HAND / EYE PROTECTION.

1. If applicable, remove skid plate. NOTE-*The Works Connection skid plate will not need to be removed.*
2. Start engine and warm motorcycle to operating temperature.
3. Stop engine.
4. Place a suitable motorcycle stand (Maximum stand height 17") on the right hand side of the motorcycle.
5. Lean motorcycle to the right hand side until the throttle end of the handlebars rests securely on the stand. **Figure A**
6. Remove both storage end caps from the Oil Drain System and depress drain hose clip to close off drain hose. **Figure B**
7. Wipe any mud or debris from around the oil drain plug area and remove oil drain plug from engine.
8. Thread the Oil Drain System into the engine and tighten securely by hand. **Figure C**
9. Confirm drain hose clip is securely closed and stand bike back upright.
10. R-Model: Insert stock triangle-leaner stand into left side of rear axle to support motorcycle. RX Model: Use kickstand.
11. Place a suitable oil drain pan directly below the Oil Drain System.
12. Release the drain hose clip to allow oil to drain. **Figure D** HINT-Rock bike side to side to allow all oil to exit.
13. Wait until engine oil has drained completely and then **remove the Oil Drain System. Figure E**
14. Install oil drain plug and tighten to manufacturers recommended specification. **Figure F**
15. If applicable, reinstall skid plate.
16. Refill crankcase with engine oil.
17. Rinse clean the Oil Drain System and install storage end caps.



⚠ WARNING

DO NOT RUN ENGINE WHILE THE CRF EZ OIL DRAIN SYSTEM IS INSTALLED OTHERWISE ENGINE FAILURE, A CRASH, SERIOUS INJURY OR DEATH MAY OCCUR!!!

DISPOSE OF USED ENGINE OIL RESPONSIBLY